

AMC Series Programmable Power Meter

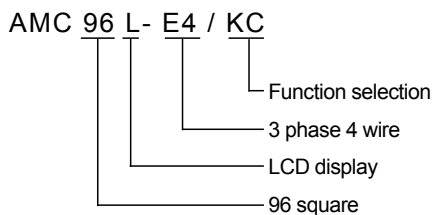
AC Multi-function Meter



General

AMC series AC multi-function meter is a smart meter designed for power monitoring needs of power systems, industrial and mining enterprises, utilities, and intelligent buildings. It integrates measurement of power parameters, such as single-phase or three-phase current, voltage, active power, reactive power, apparent power, frequency, power factor .

Model Description



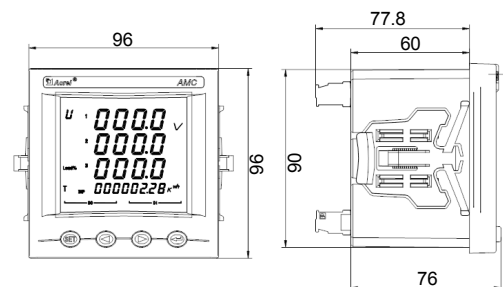
Function

Type	Function	Optional	Option Group
AMC96L-E4/KC	<ul style="list-style-type: none"> Three phase power meter Display: LCD I, U, kW, kvar, kVA, kWh, kvarh, Hz, cosΦ 4DI2DO 1Ep pluse output 	/H: THDi, THDu, 2-31st harmonic /SOE: Event record /2M: 2 analog output (When 2M is selected, the switching function is 2DI/2DO)	H+SOE+2M

Technical Parameter

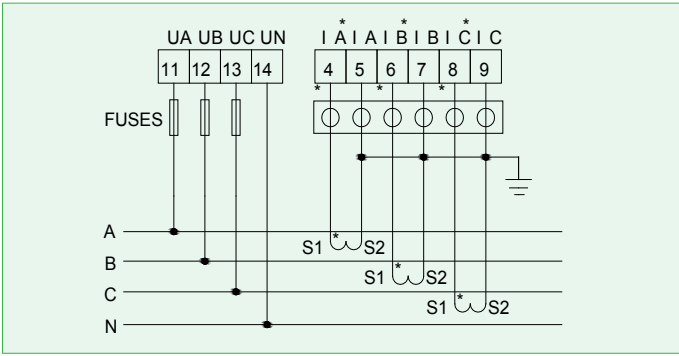
Technical Parameter		Value
Input	Connection	3 phase 4 wire
	Frequency	45~65Hz
	Voltage	Rating: AC 100V, 400V
		Overload: 1.2 times rated value(continuous); 2 times rated value(1 second)
Power consumption: < 0.5VA		
Current	Rating: AC 1A, 5A	
	Overload: 1.2 times rated value(continuous); 10 times rated value (1 second)	
	Power consumption: < 0.5VA	
Output	Energy	Pulse width: 80±20ms Pulse constant: 10000, 40000, 160000 imp/kWh
	Communication	RS485(Modbus-RTU)
Function	Switching input	2 channels or 4 channels passive contact input mode
	Switching output	Output mode: 2 channel relay NO contact output
	Analog output	Contact capacity: 3A/30V DC, 3A/250V AC 0~5V, 0~20mA, 4~20mA programmable
Accuracy	Frequency: 0.05Hz, current, voltage: class 0.2, reactive power: class 1.0, reactive energy: class 1.0, other: class 0.5, 2~31st harmonic : ±1%	
Auxiliary power supply	AC/DC 85~265V	
Power consumption	≤10VA	
Insulation resistance	≥100MΩ	
Environment	Temperature	Operating: -10°C~+55°C Storage: -25°C ~+75°C
	Humidity	≤93%(no condensation)
	Altitude	≤2500m

Dimension

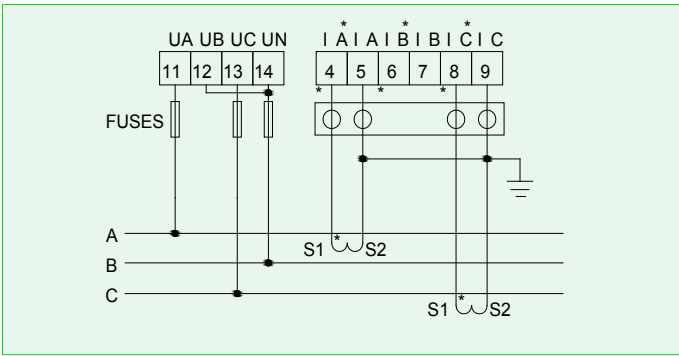


Outline(unit :mm)	Panel Size		Housing Size			Cut-out	
	Width	Height	Width	Height	Depth	Width	Height
96 square	96	96	90	90	77.8	92	92

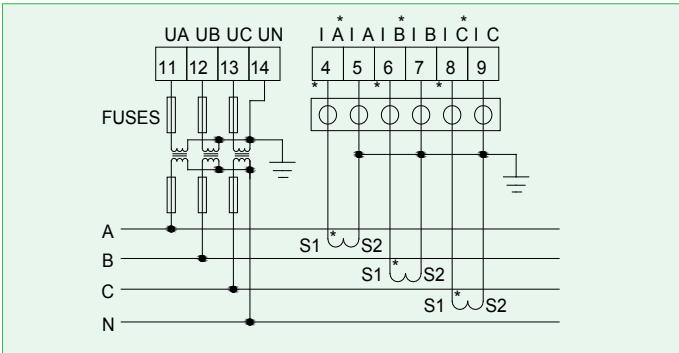
Wiring



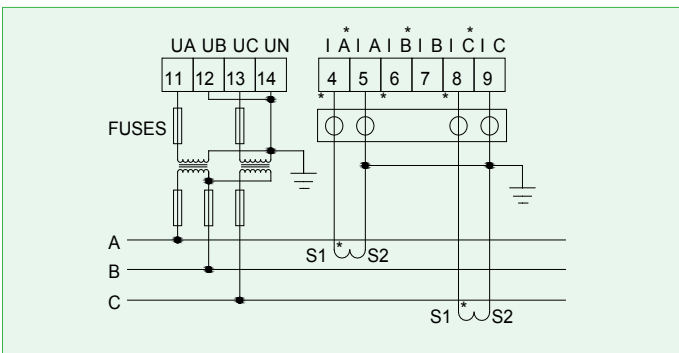
Three-phase four-wire 3CT



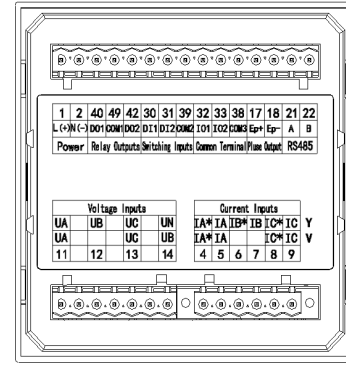
Three-phase three-wire 2CT



Three-phase four-wire 3PT , 3CT



Three-phase three-wire 2PT , 2CT



Terminal block

Note: Switching input: 32—DI3, 33—DI4, 38—COM3;
Pulse output: 32—AO1,33—AO2,38—COM3.

Operation

Technical Parameter	Value
SET key (SET)	Under measurement mode, Press This key enter programming mode, meters hint Input password PASS, after input correct password, set up meters programming. Under programming mode, used for Return to previous menu.
Left key(◀)	Under measurement mode, used for switching display item. Under programming mode, used for switching same class menu or ones place reduced.
Right key(▶)	Under measurement mode, used for switching Display item. Under programming mode, used for switching same class menu or ones place increase.
Enter key(↵)	Under measurement mode, when Displaying Electric energy data, press This key can look over time sharing multi-rate Electric energy(if any). Programming mode, used for menu item selection confirm and parameter revision confirm.
Left key+Enter key(◀+↵)	Programming mode, this key combination is used for the reduction of hundreds of digits.
Right key+Enter key(▶+↵)	Programming mode, this key combination is used to increase the hundred digits.

Note: When using the combination key, you can hold down the Left and Right key and then press the Enter key.

Display Menu

